

Amortized Time

EECS 214, Fall 2018

Last time

We never said how much a single union or find operation costs

Instead, we said that m operations on n objects is $\mathcal{O}((m + n) \log^* n)$

Last time

We never said how much a single union or find operation costs

Instead, we said that m operations on n objects is $\mathcal{O}((m + n) \log^* n)$

This is because some long-running operations do maintenance that make other operations faster

Example: dynamic array

Dynamic Array ADT

Looks like: [3, 8, 2, 90, 5]

Signature:

```
interface DYN_ARRAY[T]:  
  def len(self) -> nat?  
  def get(self, index: nat?) -> T  
  def set(self, index: nat?, element: T) -> VoidC  
  def push(self, element: T) -> VoidC  
  def pop(self) -> T
```

Laws:

- $\{a = [v_0, \dots, v_k]\} a.len() = k + 1$
- $\{a = [v_0, \dots, v_k]\} a.get(i) = v_i$
- $\{a = [v_0, \dots, v_k]\} a.set(i, v) \{a = [v_0, \dots, v_{i-1}, v, v_{i+1}, \dots, v_k]\}$
- $\{a = [v_0, \dots, v_k]\} a.push(v) \{a = [v_0, \dots, v_k, v]\}$
- $\{a = [v_0, \dots, v_k]\} a.pop() = v_k \{a = [v_0, \dots, v_{k-1}]\}$

A naïve representation (1/2)

```
class DynArray[T] (DYN_ARRAY):  
  let data: VecC[T]  
  
  def __init__(self):  
    self.data = []  
  
  def len(self):  
    self.data.len()  
  
  def get(self, index):  
    self.data[index]  
  
  def set(self, index, element):  
    self.data[index] = element  
  
  ...
```

A naïve representation (2/2)

```
class DynArray[T] (DYN_ARRAY):  
  ...  
  
  def push(self, element):  
    def each(i):  
      if i < self.len():  
        self.data[i]  
      else:  
        element  
    self.data = [ each(i) for i in self.len() + 1 ]  
  
  def pop(self):  
    let new_len = self.len() - 1  
    let result = self.data[new_len]  
    self.data = [ self.data[i] for i in new_len ]  
    result
```

Naïve representation complexities

- *get/set/size* are $\mathcal{O}(1)$
- *push/pop* are $\mathcal{O}(n)$!

Naïve representation complexities

- *get/set/size* are $\mathcal{O}(1)$
- *push/pop* are $\mathcal{O}(n)!$

How long does it take to build an n -element array by *pushes*?

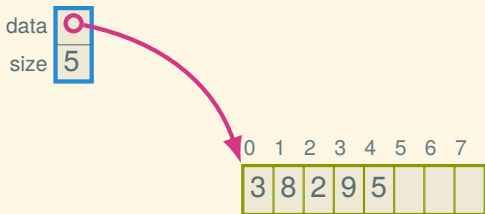
Naïve representation complexities

- *get/set/size* are $\mathcal{O}(1)$
- *push/pop* are $\mathcal{O}(n)$!

How long does it take to build an n -element array by *pushes*?

$$\sum_{i=1}^n \mathcal{O}(i) = \mathcal{O}(n^2)$$

A better idea: leave extra space in the array



This is a *dynamic array*

It's called:

- `std::vector` in C++
- `ArrayList` in Java
- `list` in Python

Implementation (1/4)

```
class DynArray[T] (DYN_ARRAY):  
  let data: VecC[OrC(T, False)]  
  let size: nat?  
  
  def __init__(self, initial_capacity: nat?):  
    self.data = [False; initial_capacity]  
    self.size = 0  
  
  def len(self):  
    self.size  
  
  def capacity(self) -> nat?:  
    self.data.len()  
  
  ...
```

Implementation (2/4)

```
class DynArray[T] (DYN_ARRAY):  
  ...  
  
  def get(self, index):  
    self._bounds_check(index)  
    self.data[index]  
  
  def set(self, index, element):  
    self._bounds_check(index)  
    self.data[index] = element
```

Implementation (2/4)

```
class DynArray[T] (DYN_ARRAY):  
  ...  
  
  def get(self, index):  
    self._bounds_check(index)  
    self.data[index]  
  
  def set(self, index, element):  
    self._bounds_check(index)  
    self.data[index] = element  
  
  def _bounds_check(self, index):  
    if index >= self.size:  
      error('DynArray: out of bounds')  
  
  ...
```

Implementation (3/4)

```
class DynArray[T] (DYN_ARRAY):  
  ...  
  
  def pop(self):  
    self.size = self.size - 1  
    let result = self.data[self.size]  
    self.data[self.size] = False  
    result  
  
  ...
```


Implementation (4/4)

```
class DynArray[T] (DYN_ARRAY):  
  ...  
  
  def push(self, element):  
    self._ensure_capacity(self.size + 1)  
    self.data[self.size] = element  
    self.size = self.size + 1
```

Implementation (4/4)

```
class DynArray[T] (DYN_ARRAY):  
  ...  
  
  def push(self, element):  
    self._ensure_capacity(self.size + 1)  
    self.data[self.size] = element  
    self.size = self.size + 1  
  
  def _ensure_capacity(self, cap):  
    if self.capacity() < cap:  
      cap = max(cap, 2 * self.capacity())  
      let new_data = [ False; cap ]  
      for i, v in self.data:  
        new_data[i] = v  
      self.data = new_data  
  
  ...
```

Time complexities

- *get/set/size* are $\mathcal{O}(1)$
- *pop* is $\mathcal{O}(1)$
- *push* is $\mathcal{O}(n)$ still

Time complexities

- *get/set/size* are $\mathcal{O}(1)$
- *pop* is $\mathcal{O}(1)$
- *push* is $\mathcal{O}(n)$ still

How long does it take to build an n -element array by *pushes*?

Time complexities

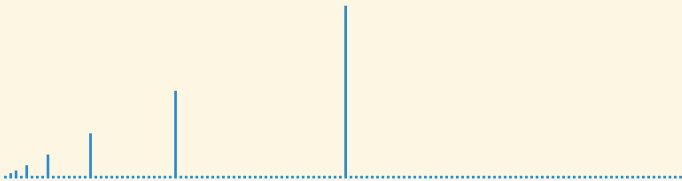
- *get/set/size* are $\mathcal{O}(1)$
- *pop* is $\mathcal{O}(1)$
- *push* is $\mathcal{O}(n)$ still

How long does it take to build an n -element array by *pushes*?

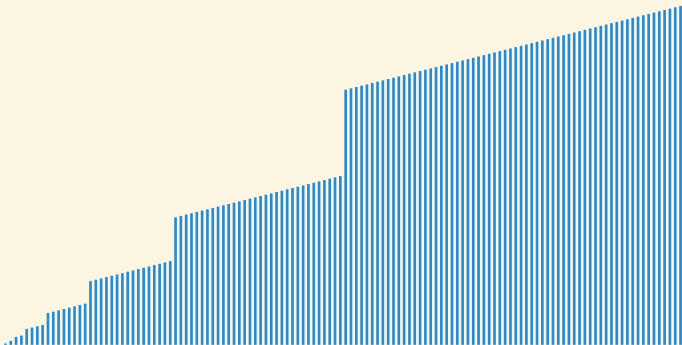
$$\sum_{i=0}^n \mathcal{O}(i) = \mathcal{O}(n^2)?$$

The peculiar thing about *push*

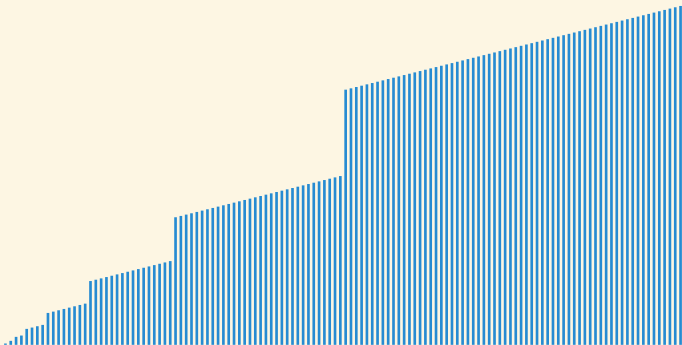
- Most of the time it's cheap
- Only occasionally do we need to grow (which is expensive):



Cumulative time



Cumulative time



It's linear!

Dynamic array aggregate analysis

Suppose we create a new array and push n times. How can we show linear time?

Dynamic array aggregate analysis

Suppose we create a new array and push n times. How can we show linear time?

Let c_i be the cost of the i th insertion:

$$c_i = \begin{cases} i & \text{if } i - 1 \text{ is a power of 2} \\ 1 & \text{otherwise} \end{cases}$$

Dynamic array aggregate analysis

Suppose we create a new array and push n times. How can we show linear time?

Let c_i be the cost of the i th insertion:

$$c_i = \begin{cases} i & \text{if } i - 1 \text{ is a power of } 2 \\ 1 & \text{otherwise} \end{cases}$$

i	1	2	3	4	5	6	7	8	9	10
s_i	1	2	4	4	8	8	8	8	16	16
c_i	1	2	3	1	5	1	1	1	9	1

Adding it up

Let $d_j = c_j - 1$ (the doubling cost)

Adding it up

Let $d_i = c_i - 1$ (the doubling cost)

Then,

$$\begin{aligned}\sum_{i=1}^n c_i &= \sum_{i=1}^n (1 + d_i) \\ &= n + \sum_{i=1}^n d_i \\ &= n + \sum_{i=0}^{\log_2 n} 2^i \\ &= n + \left(n + \frac{n}{2} + \frac{n}{4} + \dots\right) \\ &\leq 3n\end{aligned}$$

Example: banker's queue (FIFO)

Banker's queue implementation (1/2)

```
class BankersQueue[T] (QUEUE):  
  let front  
  let back  
  # Interpretation: the queue is the elements of  
  # `front` in pop order followed by `back` in reverse  
  
  def __init__(self, Stack: FunC[STACK!]):  
    self.front = Stack()  
    self.back = Stack()  
  
  def len(self):  
    self.front.len() + self.back.len()  
  
  def empty?(self):  
    self.front.empty?() and self.back.empty?()  
  
  ...
```

Banker's queue implementation (2/2)

```
class BankersQueue[T] (QUEUE):  
  ...  
  
  def enqueue(self, element):  
    self.back.push(element)
```


Banker's queue implementation (2/2)

```
class BankersQueue[T] (QUEUE):  
  ...  
  
  def enqueue(self, element):  
    self.back.push(element)  
  
  def dequeue(self):  
    if self.front.empty?():  
      if self.back.empty?():  
        error('BankersQueue.dequeue: empty')  
      while not self.back.empty?():  
        self.front.push(self.back.pop())  
    self.front.pop()
```

Banker's queue analysis (physicist style)

We assign a “potential” to each data structure state:

$$\Phi(q) = q.\text{back}.\text{len}()$$

Note that the potential of a new queue is 0, and the potential is never negative

Banker's queue analysis (physicist style)

We assign a “potential” to each data structure state:

$$\Phi(q) = q.\text{back}.\text{len}()$$

Note that the potential of a new queue is 0, and the potential is never negative

Then the amortized cost of an operation is

$$c + \Phi(q') - \Phi(q)$$

where c is the actual cost, q is the state before, and q' is the state after

Actual costs

Actual cost of enqueue operation: 1

Actual costs

Actual cost of enqueue operation: 1

Actual cost of cheap dequeue operation (when front isn't empty): 1

Actual costs

Actual cost of enqueue operation: 1

Actual cost of cheap dequeue operation (when front isn't empty): 1

Actual cost of expensive dequeue operation (with reversal) is the cost of the reversal (the number of elements reversed) plus the cost of a cheap dequeue: $n + 1$

Amortized cost of enqueue

- Actual cost of enqueue is 1
- Increases the length of the back by 1, hence
 $\Phi(q') - \Phi(q) = 1$

So amortized cost is $1 + 1 = 2$

Amortized cost of cheap dequeue

- Actual cost of cheap dequeue is 1
- No change in potential

So amortized cost is 1

Amortized cost of expensive dequeue

Let n be $q.\text{back}.\text{len}()$, the length of the back stack. Then:

- Actual cost is $n + 1$
- $\Phi(q) = n$ (before reversal)
- $\Phi(q') = 0$ (after reversal)

So amortized cost is $n + 1 + 0 - n = 1$.

Banker's queue operation worst-case time complexities

operation	single operation	amortized
enqueue	$\mathcal{O}(1)$	$\mathcal{O}(1)$
dequeue	$\mathcal{O}(n)$	$\mathcal{O}(1)$

Next time: random binary search trees